

## Year 10 higher - Probability

### Topic Feedback Sheet

#### Presentation of work

Needs Improvement	Satisfactory	Good	Excellent




Teacher Comment:

#### Effort level

Needs Improvement	Satisfactory	Good	Excellent

Teacher Comment:

#### Topic areas covered and reviewed:

Area			
1. Draw, label and mark positions on a probability scale			
2. Calculate probabilities and identify if mutually exclusive			
3. List outcomes and construct a sample space diagram.			
4. Use the product rule for working out the number of outcomes			
5. Be able to calculate probabilities from a two-way table.			
6. Construct and find probabilities from a Venn diagram.			
7. To be able to use relative frequencies to predict frequencies.			
8. Construct and interpret a frequency tree diagram.			
9. Construct a probability tree diagram.			
10. Solve word problems involving probability.			
11. Calculate the probability of independent combined events.			
12. Construct and calculate from a non-replacement tree diagram.			
13. Calculate from tree diagrams with algebra			

#### Key Words/Spelling

Impossible / unlikely / even chance / likely / certain      P()

Venn / union / intersection

Bias / fair / dependent / independent / exhaustive / mutually exclusive

Relative frequency

## Year 10 higher - Probability

### Topic Feedback Sheet

#### Presentation of work

Needs Improvement	Satisfactory	Good	Excellent




Teacher Comment:

#### Effort level

Needs Improvement	Satisfactory	Good	Excellent

Teacher Comment:

#### Topic areas covered and reviewed:

Area			
1. Draw, label and mark positions on a probability scale			
2. Calculate probabilities and identify if mutually exclusive			
3. List outcomes and construct a sample space diagram.			
4. Use the product rule for working out the number of outcomes			
5. Be able to calculate probabilities from a two-way table.			
6. Construct and find probabilities from a Venn diagram.			
7. To be able to use relative frequencies to predict frequencies.			
8. Construct and interpret a frequency tree diagram.			
9. Construct a probability tree diagram.			
10. Solve word problems involving probability.			
11. Calculate the probability of independent combined events.			
12. Construct and calculate from a non-replacement tree diagram.			
13. Calculate from tree diagrams with algebra			

#### Key Words/Spelling

Impossible / unlikely / even chance / likely / certain      P()

Venn / union / intersection

Bias / fair / dependent / independent / exhaustive / mutually exclusive

Relative frequency